

NODX

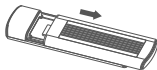
Xpand Lite M.2 NVME Enclosure

P/N: E02010

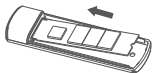
www.nodx.life

How To Install

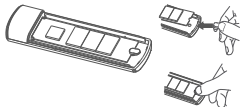
1. Remove bottom cover of the unit.



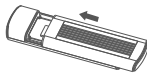
2. Insert the hard drive into the M.2 port of the unit. (Align the orientation of the notch position and push it in)



3. Fix hard drive with the fastener
A: Insert the fastener slot into the hard drive (circuit board).
B: Press the fastener onto the fixed hole of the hard drive enclosure. (Note that hard drive of different sizes have different corresponding fixed holes)

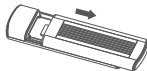


4. Install the bottom cover of the unit.

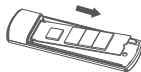


How To Remove

1. Remove bottom cover of the unit.



2. Take out the hard drive
A: Press down on the end of the fastener to make the fastener slot upward.
B: Then lift up the end of the hard drive and take out the hard drive.



ATTENTION

- Read all the instructions before using the product.
- The product is designed for use with IT equipment only.
 - Avoid extreme temperature (>40 °C).
 - Naked flame sources, such as candles, must not be placed on the product.
 - Don't expose to liquid
 - If you want to clean the product, only use a dry cloth or brush.
 - This product is not intended to be repaired by service personnel in case of failure or component defect (the product can be disposed of).
 - Do not disconnect the hard drive enclosure or the hard drive during data transferring in case of files missing or the disk damage.
 - Please backup hard disk data in advance before hard disk partition or formatting.
 - Works with USB 5x0 2V power supply and exceeding the standard voltage range may cause damage to the product or cause potential safety problems.
 - It will enter Sleep Mode without any operation in 3 minutes.
 - Activate the "Safe Remove" from the computer setting before removing disks.

SPECIFICATION

- Input: USB-C
- Output: M.2 M-Key
- Support SSD Type: M.2 NVMe SSD
- Support SSD Size: 2230, 2242, 2260, 2280
- Case Material: ABS
- Size: 110x33x13 mm

WARRANTY INFORMATION

A 12-month warranty covers all NODX products purchased from the NODX official store or authorized sellers. Please do not hesitate to reach out to us if you experience any issues with our products.

CONTACT

- 🌐 www.nodx.life
- ✉ support@nodx.life